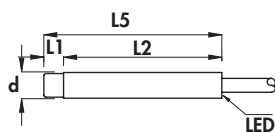



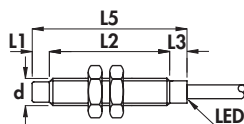
CYLINDRICAL INDUCTIVE SENSORS IN METAL HOUSING

- Diameters 6,5 - 8 mm
- Amplified in d.c. 3 and 4 wires
- Cable output

Housing A-3



Housing B-6



Diameter	M8 x 1	
Nut	Size	SW13
	Thickness mm	4
Max tightening torque Nm	10	

Materials:

- Cable: 2 m PVC CEI 20 - 22 II; 90°C; 300 V; O.R.
- Housing: stainless steel
- Sensing face: plastic

Technical data:

- Supply voltage (U_B): 7 ÷ 30 Vdc
 - Max ripple: 10%
 - No-load supply current (I_0): ≤ 10 mA
 - Voltage drop (U_d): ≤ 1,5 V
 - Temperature range: - 25° ÷ + 70°C
 - Max thermal drift of sensing distance S_s : ± 10%
 - Repeat accuracy (R): 2%
 - Switching hysteresis (H): 10%
 - Degree of protection: IP67
 - Switch status indicator: yellow LED
 - Cable conductor cross section: 0,15 mm² on 4 wires versions
0,22 mm² on 3 wires versions
- Protected against short-circuit and overload
 - Protected against any wrong connection
 - Suppression of initial false impulse
 - Electromagnetic compatibility (EMC) according to EN60947-5-2
 - Shock and vibration resistance according to EN60068-2-27 EN60068-2-6

Housing	Flush mounting Non flush mounting	L1	L2	L3	L5	Cable diameter	Body diameter (d)	Max switching frequency (f)	No-load supply current (I_0)	Nominal sensing distance (S_n) ±10%	ORDERING REFERENCES		
											mm	mm	mm
A-3	•	-	45	-	45	3,5	6,5	4	200	1,5			
A-3	•	5	40	-	45	3,5	6,5	3	200	2,5	DCA6,5/4609LKS DCA6,5/5609LKS	DCA6,5/4619LKS DCA6,5/5619LKS	DCA6,5/4629LKS DCA6,5/5629LKS
A-3	•	-	45	-	45	3,5	8	4	200	1,5			
B-6	•	-	40	5	45	3,5	M8 x 1	4	200	1,5	DCA8/4609LKS DCA8/4609KS	DCA8/4619LKS DCA8/4619KS	DCA8/4629LKS DCA8/4629KS
A-3	•	5	40	-	45	3,5	8	3	200	2,5	DCA8/5609LKS DCA8/5609KS	DCA8/5619LKS DCA8/5619KS	DCA8/5629LKS DCA8/5629KS
B-6	•	5	35	5	45	3,5	M8 x 1	3	200	2,5	DCA8/5609LKS DCA8/5609KS	DCA8/5619LKS DCA8/5619KS	DCA8/5629LKS DCA8/5629KS

NPN (negative switching)

Use the above mentioned part number changing the last number 9 with 8 (ie. DCA6,5/4608LKS)

