

Oil Content Analyzer OCMA-500/550



Automatic operation with one switch

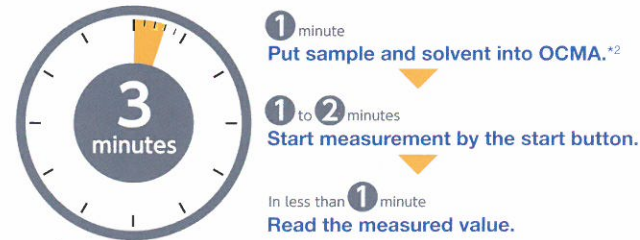
Compact oil content analyzer OCMA-500 series.
Operability is significantly improved while user-friendly features of the conventional products are maintained as they are.

This machine is easy for anyone to use because all you have to do is press a button.
This can be utilized across wide variety of applications such as drain monitoring and quality control for components.

Easy and speedy measurement for approx. 3 minutes*1

Measurement can be easily made in a short time only by pressing the start button. Measurement time can be significantly reduced in comparison with the n-hexane extraction method.

*Excluding time for warming and calibration.

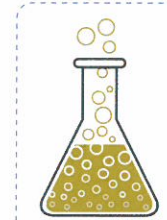


*1 Shortest time. Measurement time depends on quality of sample.

*2 In case of OCMA-500. Put extracted sample into the cell to set in case of OCMA-550.

Any oil with low boiling point can be measured

The n-hexane extraction method needs to evaporate solvent and any oil with a low boiling point (toluene, gasoline, etc.) is evaporated along with solvent. The OCMA-500 series does not need to evaporate solvent, preventing evaporation of these kinds of oil.

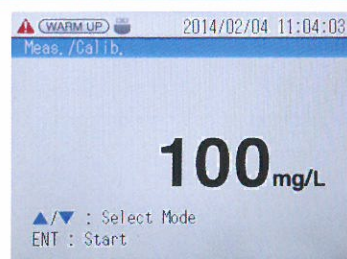


■ What is the n-hexane extraction method?
Testing method used to measure oil components. Because oil of a low-boiling component such as gasoline or toluene is volatilized, an error may occur if they are included. It is necessary to take note of them when making evaluations.

Improvement of operability

■ Color graphic liquid crystal

It is easier to see menu and measurement results because a 3.5 inch color graphic (LCD) is employed.



■ Unit conversion function

Indication unit (mg/L, mg/kg, mg/g, mg/PC) can be changed according to the purpose by inputting the measurement conditions.

■ USB data output port

It is easy to control data in a personal computer by saving data in a USB memory. *HORIBA recommended USB is available.



Date	Value	Unit	Value(Raw)	Unit(Raw)	Status	Memo
2014/08/01 10:00	0	mg/L	0	mg/L	2	sample01
2014/08/01 15:10	3.5	mg/L	3.5	mg/L	0	sample02
2014/08/01 15:20	0.8	mg/kg	0.8	mg/L	0	sample03
2014/08/01 15:30	0.9	mg/g	0.9	mg/L	0	sample04
2014/08/03 15:00	0.9	mg/L	0.9	mg/L	0	sample05
2014/08/03 15:10	5.4	mg/L	5.4	mg/L	0	sample06
2014/08/03 15:20	5.2	mg/L	5.2	mg/L	0	sample07
2014/08/08 15:30	4.9	mg/L	4.9	mg/L	0	sample08
2014/08/09 16:00	2.1	mg/L	2.1	mg/L	0	sample09
2014/08/10 18:00	1.7	mg/L	1.7	mg/L	0	sample10
2014/08/10 18:00	1.8	mg/L	1.8	mg/L	0	sample11
2014/08/10 18:00	1.7	mg/L	1.7	mg/L	0	sample12
2014/08/10 18:00	2.7	mg/L	2.7	mg/L	0	sample13

Output data (reference)

■ Multi-language function

Japanese, English and Russian languages are available. Each language can be selected from the screen menu.




5000

For measurement of Oil in wastewater

Oil Content Analyzer OCMA-500


OCMA-500 to measure concentration of oil contained in drainage and environmental water. After injecting the water sample and solvent, all you have to do is press the start button, and the system will automatically conduct the monitoring operation from oil extraction to sample measurement and draining. With no more troublesome operations like opening/closing the drainage valve, monitoring is speeded up. In addition, the color graphic LCD and the backlit extraction tank have improved operability.



Feature

■ Backlit extraction tank

The extraction tank is equipped with LEDs. Illuminating the tank makes it easy to check the phase separation between sample and solvent and set the extraction time.



*The color depends on the sample.

■ Reduction of environmental impact and running cost

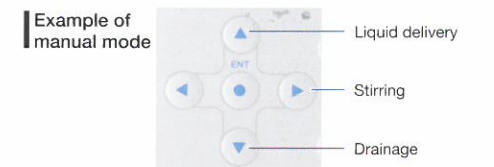
The OCMA-500 cuts solvent consumption by 20% compared with our previous products, reducing environmental impact. It also reduces the running cost.




■ Measurement mode

Measurement can be switched automatically or manually.

- Auto mode** Stiring, measurement and draining are automatically conducted after injection of the sample.
- Manual mode** You can conduct measurement operation at any timing while checking the extraction state.



Fully used in various applications




Factory drainage
For monitoring final discharge water



Ballast water, bilge
For monitoring discharge from ships



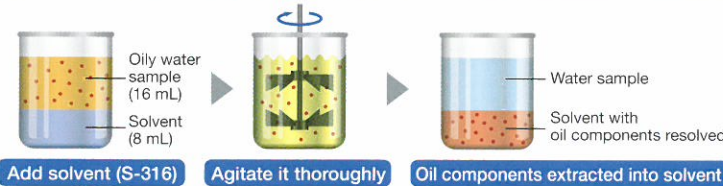
Vehicle maintenance site and gas station
For monitoring water quality in surrounding areas



Others
Water quality survey based on environmental standard. For monitoring final discharge from petroleum refinery plant. For oil dispersion research at time of an accident.

How to measure by OCMA

The OCMA-500 series extracts the oil components contained in a measurement sample into solvent (S-316) to measure the oil content with an IR analyzer.



*Carry out pre-washing for correct measurement.

*In case of OCMA-500


550

For measurement of
Residual oil on components

Oil Content Analyzer **OCMA-550**




OCMA-550 to measure residual oil on components and concentrations of oil adhered on solids such as soil. Measurement can be easily made only by injecting the extracted water sample into the attached cell and setting it to the equipment. This model features a simple design which allows opening/closing of the door to setting of cell with just one hand. This is best for measurement of extracted samples such as evaluation of residual oil on components and measurement of oil contained in food.



Feature

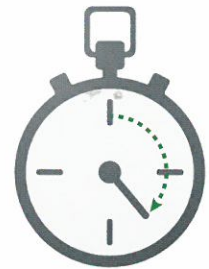
■ Cell is easily detachable with just one hand

Simple design which allows opening/closing of door and detachment of cell with just one hand. Measurement operation becomes smoother.




■ Timer function

A timer function to display a measurement value in a certain amount of time is equipped. This saves work and time required for measurement.




Residual oil on components

For quality control of components




For piping of air conditioners and refrigerators

To prevent reduction of cooling function



Semiconductor field

For evaluation of degreasing capacity



Others

Useful for soil (environmental pollution), food (health hazard) and gas (quality deterioration)



Oil Content Analyzer OCMA-500

Standard Accessory

Filter element	For water filter, diameter 40 mm, including 5 elements
Dropper	Made of polyethylene, 2.5 mL
Code set	Power supply cable (for domestic use)
B heavy oil	10 mL
Instruction manual	OCMA-500
Water absorptive sheet	Liquid tray from extraction tank

Option

Oil extracted solvent	S-316
Measuring Syringe set (Simple type)	Micro Syringe 25 μ L Measuring Syringe (For Sample) 20 mL Measuring Syringe (For Solvent) 10 mL
Measuring Syringe set (Standard type*)	Micro Syringe 25 μ L Measuring Syringe (For Sample) 20 mL Measuring Syringe (For Solvent) 20 mL
Packing	For water filter For extraction tank
Solvent Reclaimer	SR-305

*Measuring is easy because with stopper.



Oil Content Analyzer OCMA-550

Standard Accessory







Dropper	Made of polyethylene, 2.5 mL
Code set	Power supply cable (for domestic use)
B heavy oil	10 mL
Instruction manual	OCMA-550
Cell	Quartz (20 mm): 1 piece
Cell cap	Cap for cell: 1 cap

Option

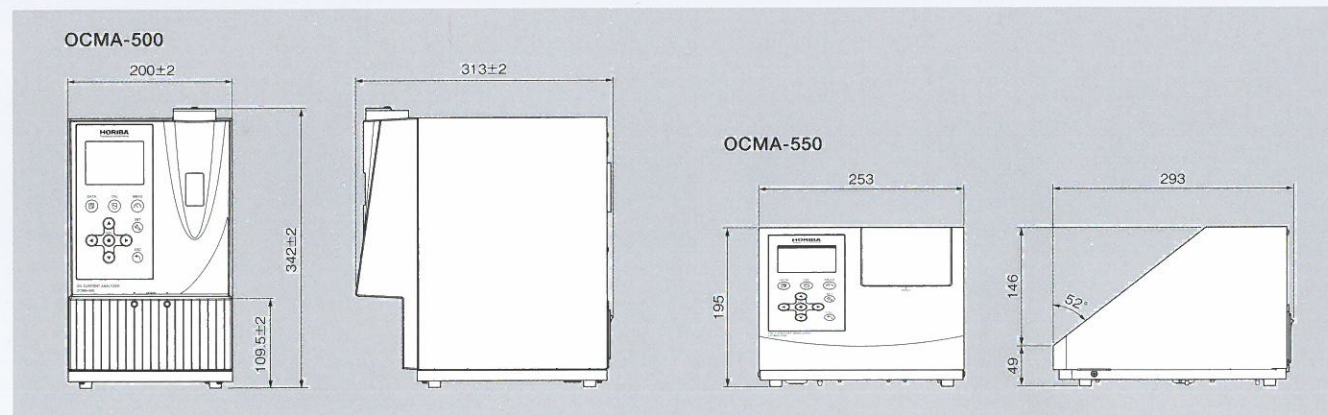
Oil extracted solvent	S-316
Measuring Syringe set (Simple type)	Micro Syringe 25 μ L Measuring Syringe (For cell injection) 10 mL
Solvent Reclaimer	SR-305

For the first purchase customer

In order to measure oil content with OCMA-500 series, you need the following products. If you don't have these products, please purchase from optional list.

Must items for measurement		Recommended options (Not including maintenance parts)	
Standard Set	Solvent	Measuring Syringe set	Solvent Reclaimer
 + Standard Accessory		Standard type (with Stopper)  *Choose from standard type or simple type	 SR-305 Designed especially for recycling S-316 solvent, it features a 2-layer column of activated carbon and aluminum
 + Standard Accessory		Simple type 	

Dimensional Outline (Unit: mm)



Specifications

	OCMA-500	OCMA-550
Measurement method	Solvent extraction – non-dispersive infrared absorption analysis method	
Measured objects	Substances extracted from sample water into solvent and having infrared absorption near a wavelength from 3.4 μ m to 3.5 μ m	
Measurement range	0 mg/L to 200 mg/L	
Resolution	For mg/L 0 to 99.9: 0.1, 100 to 200: 1	
Repeatability	0 mg/L to 9.9 mg/L: ± 0.2 mg/L ± 1 dig. 10.0 mg/L to 99.9 mg/L: ± 2.0 mg/L ± 1 dig. 100 mg/L to 200 mg/L: ± 4 mg/L ± 1 dig. *For standard liquids	0 mg/L to 9.9 mg/L: ± 0.4 mg/L ± 1 dig. 10.0 mg/L to 99.9 mg/L: ± 2.0 mg/L ± 1 dig. 100 mg/L to 200 mg/L: ± 4 mg/L ± 1 dig. *For standard liquids
Display method	3.5 inches 320x240 dots Backlight color graphic LCD	
Calibration method	Select each optionally zero calibration and span calibration.	
Amount of test sample required	2:1 (Sample water : Solvent)	—
Extraction solvent	S-316 *Do not use any other solvent than S-316.	
Amount of extraction solvent required	8 mL (possible to measure even at 10mL)	Approx. 6.5 mL (Amount of extraction solvent required)
Extraction method	Built-in extractor	Using the extraction solvent, and extracted manually outside the product
Ambient operating temperature	0°C to 40°C (no condensation)	
Power supply	AC 100 V to 240 V $\pm 10\%$, 50/60 Hz	
Power consumption	AC 100 V: Approx. 60 VA, AC 240 V: Approx. 90 VA	AC 100 V - 240 V: Approx. 60 VA
External dimensions	342 (H) X 200 (W) X 313 (D) mm	195 (H) X 253 (W) X 293 (D) mm
Mass	Approx. 7 kg	Approx. 5 kg
External output	Output to an USB memory stick	
Measurement flow	Automatic measurement (automatic switching sequence) and manual measurement after injection of liquid	—
Cell length	—	20 mm
Cell material	—	Quartz
Functions	300-item data memory (measurement history) Self-error determination Stabilized measurement value display Clock function With backlight for stirred batch tank Unit conversion function	300-item data memory (measurement history) Self-error determination Stabilized measurement value display Clock function Unit conversion function

 Please read the operation manual before using this product to assure safe and proper handling of the product.

- The specifications, appearance or other aspects of products in this catalog are subject to change without notice.
- Please contact us with enquiries concerning further details on the products in this catalog.
- The color of the actual products may differ from the color pictured in this catalog due to printing limitations.
- It is strictly forbidden to copy the content of this catalog in part or in full.
- The screen displays shown on products in this catalog have been inserted into the photographs through compositing.
- All brand names, product names and service names in this catalog are trademarks or registered trademarks of their respective companies.

<http://www.horiba.com> e-mail: info@horiba.co.jp

●HORIBA, Ltd.
Head Office
2 Miyano Higashi, Kisshoin
Minami-ku, Kyoto, Japan
Phone: 81 (75) 313-8121
Fax: 81 (75) 321-5725

●Tokyo Sales Office
Kanda-Awaji-cho Nichome
Building 2-6, Awaji-cho,
Kanda, Chiyoda-ku, Tokyo,
Japan
Phone: 81 (3) 6206-4721
Fax: 81 (3) 6206-4730

●HORIBA (China) Trading Co., Ltd.
Shanghai Office
Unit D, 1F, Building A, Synnex
International Park, 1068
West Transhan Road,
Shanghai, 200335 China
Phone: 86 (21) 6289-6060
Fax: 86 (21) 6289-5553

●HORIBA Korea Ltd.
10, Dogok-Ro, 6-Gil,
Gangnam-Gu, Seoul-Si,
135-860, Korea
Phone: 82 (2) 753-7911
Fax: 82 (2) 756-4972

●HORIBA Instruments (Singapore) Pte Ltd.
Head Office
10, Ubi Crescent #05-12
Lobby B Ubi Techpark
Singapore 408564
Phone: 65 (6) 745-8300
Fax: 65 (6) 745-8155

●PT HORIBA Indonesia
Jl. Jalur Sutera Blok 20A,
No.16-17, Kel. Kunciran, Kec.
Pinang Tangerang - 15144,
Indonesia
Phone: 62 (21) 3044-8525
Fax: 62 (21) 3044-8521

●HORIBA (Thailand) Ltd.
393, 395, 397, 399, 401,
403, Latya Road,
Somdetchaopraya, Klongsan,
Bangkok 10600, Thailand
Phone: 66 (0) 2 861 5995
ext.123
Fax: 66 (0) 2 861 5200

●HORIBA India Private Limited
Delhi Office
246, Okhla Industrial Estate,
Phase 3 New Delhi - 110020,
India
Phone: 91 (11) 4646-5000
Fax: 91 (11) 4646-5020

●Pune Office
502, 5th Floor, Purushottam
Plaza, Baner Road, Baner,
Pune - 411045 India
Phone: 91 (20) 4076-6000
Fax: 91 (20) 4076-6010

●Bangalore Office
Kamadhenu, No.17/1 - 32,
Bannerghatta Road,
Audugodi 560030
Bangalore India
Phone: 91 (80) 22210071

●HORIBA Instruments
Brasil, Ltda.
Rua: Presbitero Plinio Alves
de Souza, 645, Loteamento
Polo Multivas Barro
Medeiros - Jundiá Sao Paulo
CFP 13.212-181 Brazil
Phone: 55 (11) 2923-5400
Fax: 55 (11) 2923-5490

●HORIBA UK Limited
Northampton Office
Kyoto Close
Moulton Park, Northampton
NN3 6FL, UK
Phone: 44 (1604) 542-5000
Fax: 44 (1604) 542-699

●HORIBA (Austria) GmbH
Kaplanstrasse 5
A-3430 Tulln,
Austria
Phone: 43 (2272) 65225
Fax: 43 (2272) 65230

●HORIBA Europe GmbH
Head Office
Hans-Mess-Str.6
D-61440 Oberursel
Germany
Phone: 49 (6172) 1396-0
Fax: 49 (6172) 1373-85

●Leichlingen Office
Julius-Kronenberg-Str.9
D-42799 Leichlingen
Germany
Phone: 49 (2175) 8978-0
Fax: 49 (2175) 8978-50

Bulletin:HRE-1941A

Printed in Japan TS-T(SK)23